


STRIDER[®]



**STRIDING
THROUGH NATURE**



ACTIVITIES

**Grown-Up Tip:
Be on the look
out for these
handy tips
throughout the
activity guide!**

Welcome Strider Bike Riders!

Get ready to embark on an exciting journey with your Strider Bike as you stride through nature!

- **In this activity guide, you'll find fun challenges and questions that will help you learn about the natural world around you during your biking adventures.**
- **These activities are designed to boost your creativity, problem-solving skills, and understanding of art, science, and math.**
- **Feel free to add your own spin to each activity. There's no limit to what you can imagine!**
- **And remember, it's best to work with a parent, guardian, or friend.**



TOPICS TO DISCUSS




Animals



Colors




Plants




Shapes



Noises



Weather



ANIMALS

Grown-Up Tip:
Discuss the types
of animals with
your child, their
habitat,
and diet.


Draw and label 3 animals you see out on your ride!

Animal 1:

Animal 2:

Animal 3:





COLOR COUNTING

Grown-Up Tip:
Help your child keep track using tally marks each time they see the color.

Choose your 3 favorite colors. During a bike ride, count how many times you spot your favorite colors. Chart them below:

COLOR YOUR
FAVORITE
COLOR HERE

Color: _____

Times I saw on my ride:

COLOR YOUR
FAVORITE
COLOR HERE

Color: _____


Times I saw on my ride:

COLOR YOUR
FAVORITE
COLOR HERE

Color: _____

Times I saw on my ride:






LEAF RUBBING

Grown-Up Tip:
Discuss words like 'technique' and 'imprint.'
Remember:
soft leaves work best!

A leaf rubbing is an art technique that creates an imprint of the leaf's texture. Collect different shapes and sizes of leaves on your bike ride and then create a colorful leaf rubbing following the steps below:

- 1. Place the leaf on a piece of cardboard with the bumpy side or veins facing up.**
- 2. Cover the leaf with a white sheet of paper.**
- 3. Peel some of the paper off a few different colors of crayons so it doesn't get in the way.**
- 4. Gently rub the crayon back and forth over the leaf.**
- 5. Ta-da! You will have an imprint of the leaves you found on your bike ride.**





SHAPES ALL AROUND

Grown-Up Tip:
Encourage your child to find shapes in unexpected places (e.g., a snail shell or flower petal).

There are shapes all around us, even in nature! Keep an eye out for the shapes below throughout your bike riding adventure.



Square




Triangle



Oval



Rectangle



Circle





NOISES IN NATURE

**Grown-Up Tip:
Discuss your
child's answers
and their
reasonings for
their responses.**

**Listen to the sounds of nature as you ride your Strider Bike!
What do you hear? Draw what you think could be making those sounds:**



WEATHER PATTERN JOURNAL

Discuss, draw, and describe the season and weather for three different days while bike riding. What are the similarities and differences?

Season: _____

How does the temperature feel today?

Can you see your shadow? _____

What does your answer tell you about the sun?

Draw a picture of an item you are wearing today:

Season: _____

How does the temperature feel today?

Can you see your shadow? _____

What does your answer tell you about the sun?

Draw a picture of an item you are wearing today:

Season: _____

How does the temperature feel today?

Can you see your shadow? _____

What does your answer tell you about the sun?

Draw a picture of an item you are wearing today:





SUGGESTIONS



- **The activities mentioned in this guide are starting points for your child to engage with as they Stride Through Nature. Please feel free to tailor the complexity and approach of activities to fit your child’s appropriate age group and developmental stage.**
- **For younger children riding a Strider 12 Balance Bike, assist your child with lots of open-ended questions while providing guidance for each topic. The goal is for your child to experience the arts, science, and math throughout their biking adventure.**
- **For older children riding the Strider 14x Bike, prompt your child with open-ended questions while providing them more opportunities to explore, draw, and write independently so they can experience and recognize the arts, science, and math throughout their biking riding adventure.**

